

You've accepted analytics cookies. You can [change your cookie settings](#) at any time

[Hide this message](#)

# GOV.UK

## Compare school and college performance in England

**BETA** Could we improve this service? Your [feedback](#) will help.

[Back to school overview](#)

[Search](#)

Academy converter

# Perranporth Community Primary School

Ages 4 to 11 • Mixed gender

## Primary

2019 data may no longer reflect a school's current performance. [More info](#)

No primary test or assessment data has been published for 2020, 2021 or 2022.

▼ [About these results](#)

This page shows [final](#) results data for pupils who completed [key stage 2](#) in the summer of 2019. These figures were published in March 2020.

## Progress score in reading, writing and maths

The academic progress that pupils make from the end of key stage 1 to the end of key stage 2.

### Reading

Banding	<b>ABOVE AVERAGE</b>
Score	2.8
Confidence interval	0.5 to 5.1

### Writing

Banding	<b>AVERAGE</b>
Score	1.7
Confidence interval	-0.4 to 3.7

### Maths

Banding	<b>AVERAGE</b>
Score	-0.6
Confidence interval	-2.6 to 1.4



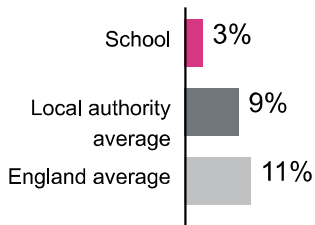
---

## Pupils meeting expected standard in reading, writing and maths ?



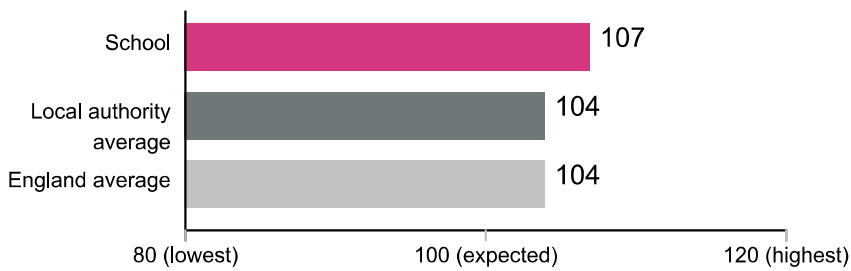
---

## Pupils achieving at a higher standard in reading, writing and maths ?



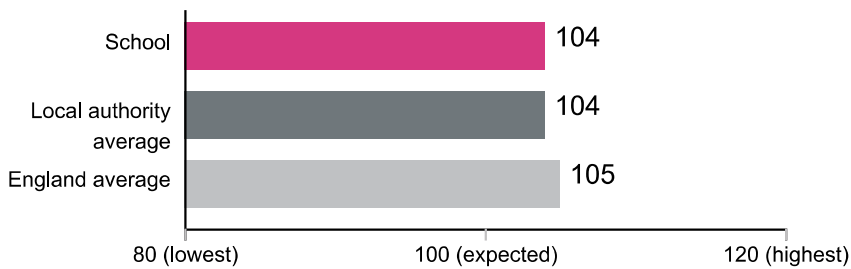
---

## Average score in reading ?



---

## Average score in maths ?



---

**Results over time**



---

**Results by pupil characteristics**



---

**About this data**

▼ [Abbreviations](#)

- LOWCOV = Low coverage: Shown for the 'value added' measure and coverage indicator where schools have less than 50% of pupils included in calculation of the measure
- NA = Not applicable: Figures are either not available for the year in question, or the data field is not applicable to the school or college
- NE = No entries: The school or college did not enter any pupils or students for the qualifications covered by the measure.

For a multi-academy trust, the schools or colleges eligible for inclusion in the trust's performance measures, did not enter any pupils or students for the qualifications covered by the measure

- NEM = No entries: We suppress multi-academy trust (MAT) figures if the MAT has fewer than three schools/colleges with eligible pupils or students in this measure, or where there are 5 or fewer pupils or students covered by the measure.
- NEW = New school or college
- NP = Not published: For example, we do not publish Progress 8 data for independent schools and independent special schools, or breakdowns by disadvantaged and other pupils for independent schools, independent special schools and non-maintained special schools
- RE = Redacted: We redact these figures if they do not allow the calculation of a reliable estimate and therefore don't provide a fair measure of performance. For transparency, we publish the headline information for these providers separately in the national achievement rates tables.
- SN = Small number: The number is subject to rounding and is less than 3
- SP = Small percentage: The percentage is subject to rounding and is between 0% and 0.5%
- SUPP = Suppressed: In certain circumstances we will suppress an establishment's data. This is usually when there are 5 or fewer pupils or students covered by the measure (29 for apprenticeships measures). We avoid making these figures public to protect individual privacy. We may also suppress data on a case-by-case basis.

For a multi-academy trust, we will suppress data when there are 5 or fewer pupils or students, covered by the measure, in total across the establishments eligible for inclusion in the trusts performance measures.

- SUPPM = Suppressed: We suppress multi-academy trust (MAT) figures if the MAT has fewer than three schools/colleges with eligible pupils or students in this measure, or where there are 5 or fewer pupils or students covered by the measure.
- -- = Null: Figures are either not available for the year in question, or the data field is not applicable to the school or college.
- NELIG = Not Eligible: The school, college or multi-academy trust (MAT) was not eligible for inclusion in MAT performance measures in accordance with the rules\* on MAT eligibility.  
[KS2: \(Page 11\)](#)  
[KS4: \(Page 31\)](#)  
[16-18: \(Page 69\)](#)
- SUPPMAT = Suppressed MAT: In addition to suppression outlined in SUPP. A multi-academy trust will additionally have its data suppressed for a particular measure if exactly one of the establishments, eligible for inclusion in the trusts performance measures, has its data suppressed. This is to avoid multi-academy trust data inadvertently undoing suppression applied to an establishment.

Read the [guidance about using the school performance tables](#).

Read more information about the [key stages and the national curriculum](#).

---

